



# Emerging Markets Transition Debt

Investing for a world of change

Investing at the intersection of return and impact

<b>Portfolio managers</b>	Matt Christ (Managing Principal) + 5 Principals
<b>Strategy inception</b>	April 4, 2024
<b>AUM</b>	US\$ 242.3 million as at 31 December 2024. US\$ 400 million committed.
<b>Fund structure</b>	A Specialised Investment Fund (SIF) qualifying as an Alternative Investment Fund (AIF) and structured as an opened ended company (SICAV). AIFM: Ninety One Luxembourg S.A.
<b>Dealing frequency</b>	Quarterly. Redemptions: 3 cal. months' notice. Subscriptions: monthly, 5 bus. days' notice.
<b>Pricing frequency</b>	NAV calculated on the last business day of each calendar month.
<b>Investment horizon</b>	Open-ended (evergreen).
<b>Return target</b>	Long-term total returns over the cycle while promoting the real-world energy transition.

## Approach

**1** Seeks yields from financing new infrastructure/industries that will speed up the energy transition

**2** Aims to provide capital at highly commercial rates to the high emitters of today that have credible transition plans

## Investor benefits

Exposure to a structural theme	Improved yield and credit quality	Portfolio diversification	Real-world transition contribution	Access to full transition opportunity set (private and public)
--------------------------------	-----------------------------------	---------------------------	------------------------------------	--

## Hybrid structure

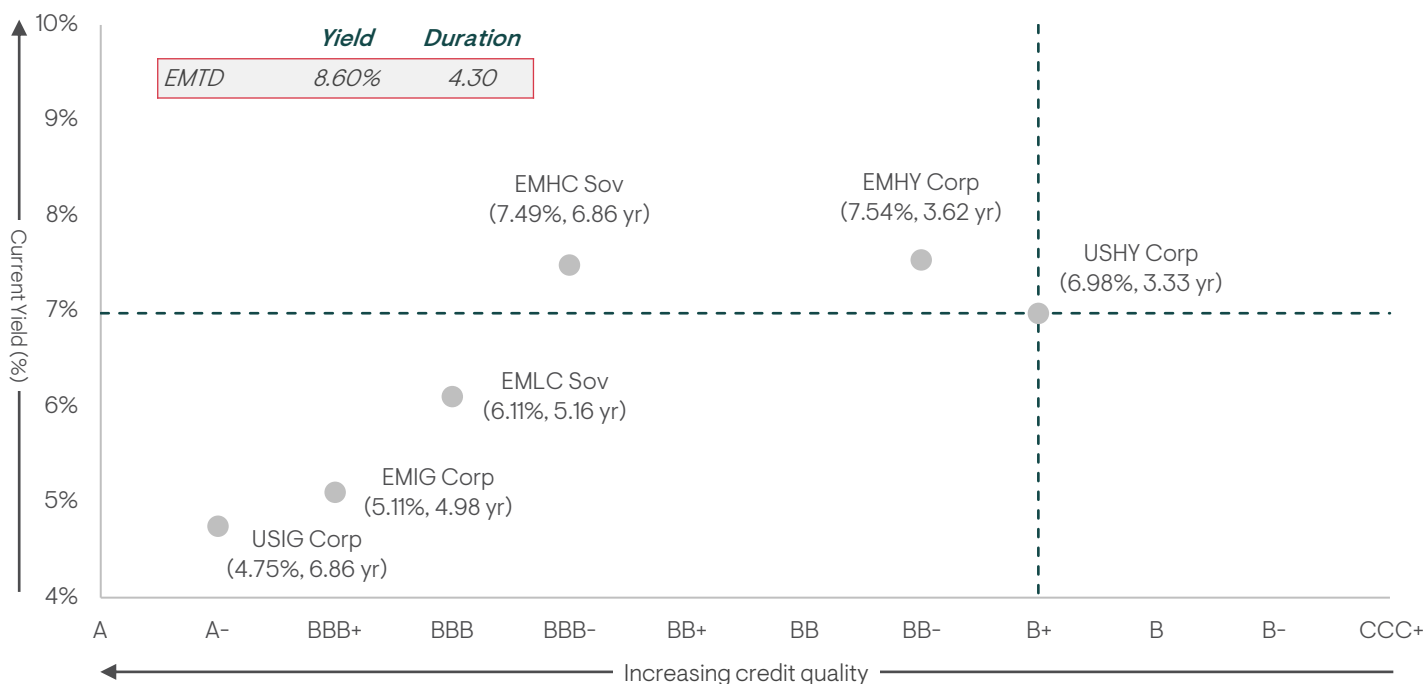
<b>Public debt</b> Attractive historical Sharpe ratio relative to other credit markets. Allows full access to opportunity set.	<b>Private debt</b> Access to new industries, project finance, and growing companies improves diversification, yield and downside risk management.
---	---

Source: Ninety One as at 31 December 2024.

This document is being provided for informational purposes for discussion with professional investors and financial advisors only. Circulation must be restricted accordingly. Nothing herein should be construed as an offer to enter into any contract, investment advice, a recommendation of any kind, a solicitation of clients, or an offer to invest in any particular strategy, product, investment vehicle or derivative.

## Yield and return expectations in context

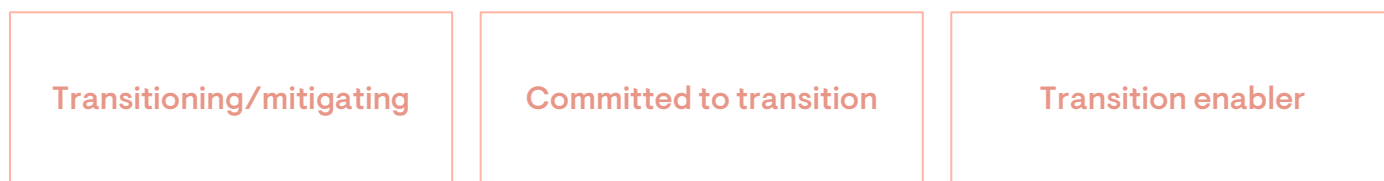
Current yield and credit quality of various credit asset classes (x years of duration)



The amount of income payable may rise or fall. Please see bottom of page for source and notes.\*

## Proprietary transition impact assessment framework

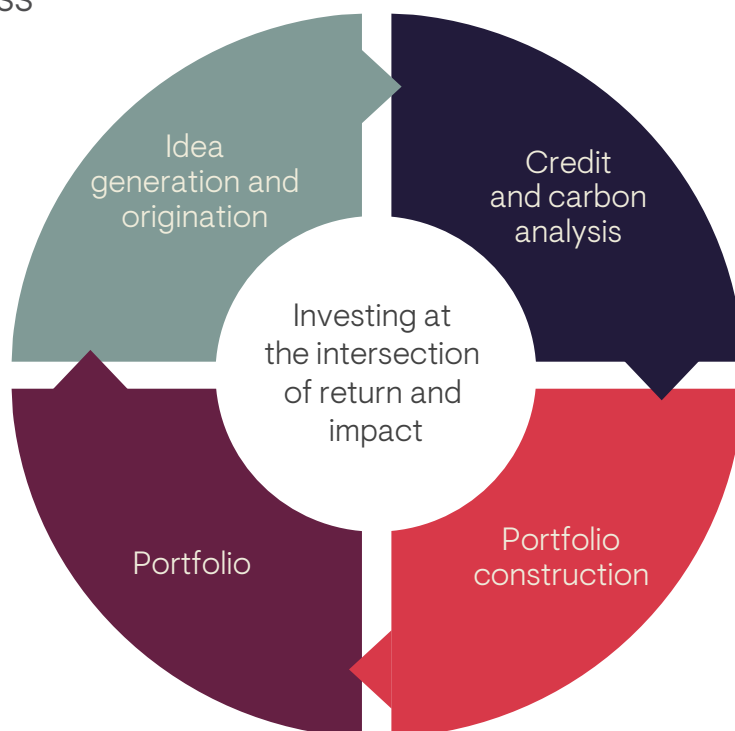
Ninety One uses the Sustainable Markets Initiative Transition Assessment framework as the basis for evaluating and categorising potential investments. Based on this, investments are placed into one of the following transition categories:



To be included in the portfolio, a company or project needs clear and credible short-term plans to **reduce emissions** by 2030, or the make a significant contribution to **avoiding carbon**.

\*The above illustration is purely for information purposes and should not be construed as an official comparison. Source: Ninety One, JP Morgan, Bloomberg, as at 30 September 2024. **EMHC Sov:** JPM EMBI GD USD; **EMIG Corp:** JPM CEMBI Diversified IG USD; **EMHY Corp:** JPM CEMBI Diversified HY USD; **EMLC Sov:** JPM GBI-EM GD; **USIG Corp:** BoA US Corporate Index; **USHY Corp:** BoA US High Yield Index. The 'EMTD' model portfolio represents the current model portfolio of 50% public / 50% private allocation within the EMTD opportunity set. The credit rating assigned to the model is a weighted average of underlying holdings. In the absence of an external rating on holdings, Ninety One applies an Internal Rating based on our internal credit rating process for which more information is available on request. The yield of 'EMTD' reflects publicly quoted yields for the public portion and initial deal terms for the private portion where the loan is not yet issued. For further information on indices, and model returns, please see Important information section.

## Investment process



## Integrating public and private market debt

### Public debt

Bottom-up analysis of EM credit opportunity set, filtered for transition

Quant screening to prioritise EMTD candidates

Impact assessment framework reduces the universe to EMTD-eligible issuers

Fundamental analysis by an experienced team, supported by the wider fixed income platform

Established relationships across companies and counterparties

### Private debt

Ongoing sourcing of off-market opportunities

Specialist credit skills and a differentiated approach to origination in private credit

Deals sourced from 500 origination partners

Principals with complementary expertise and geographic presence to cover global origination channels:

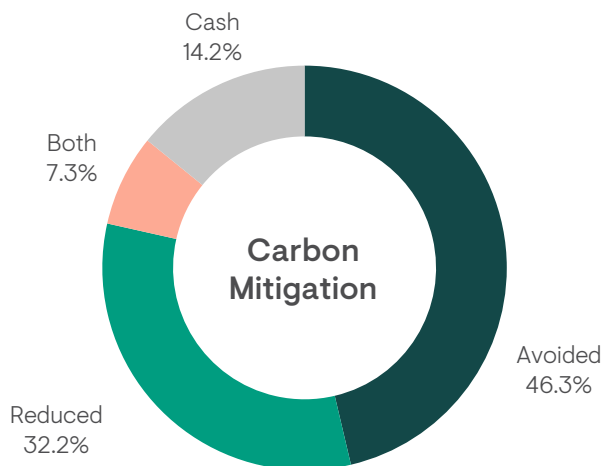
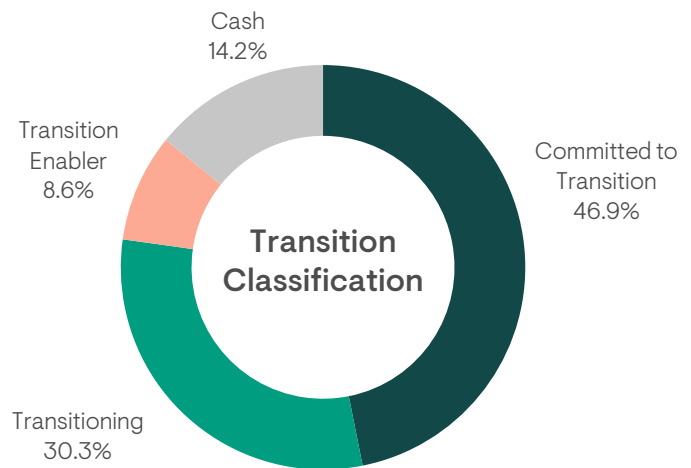
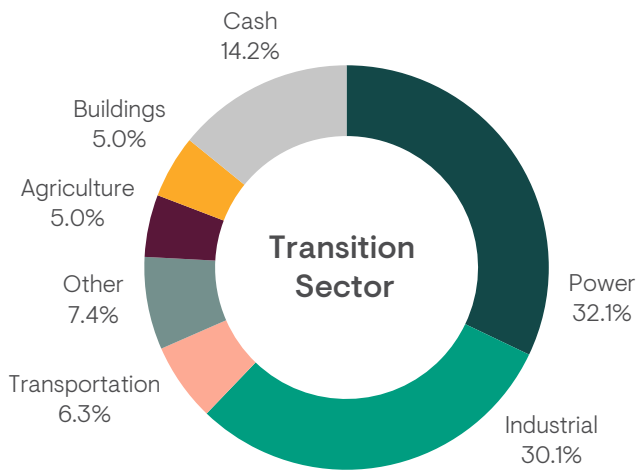
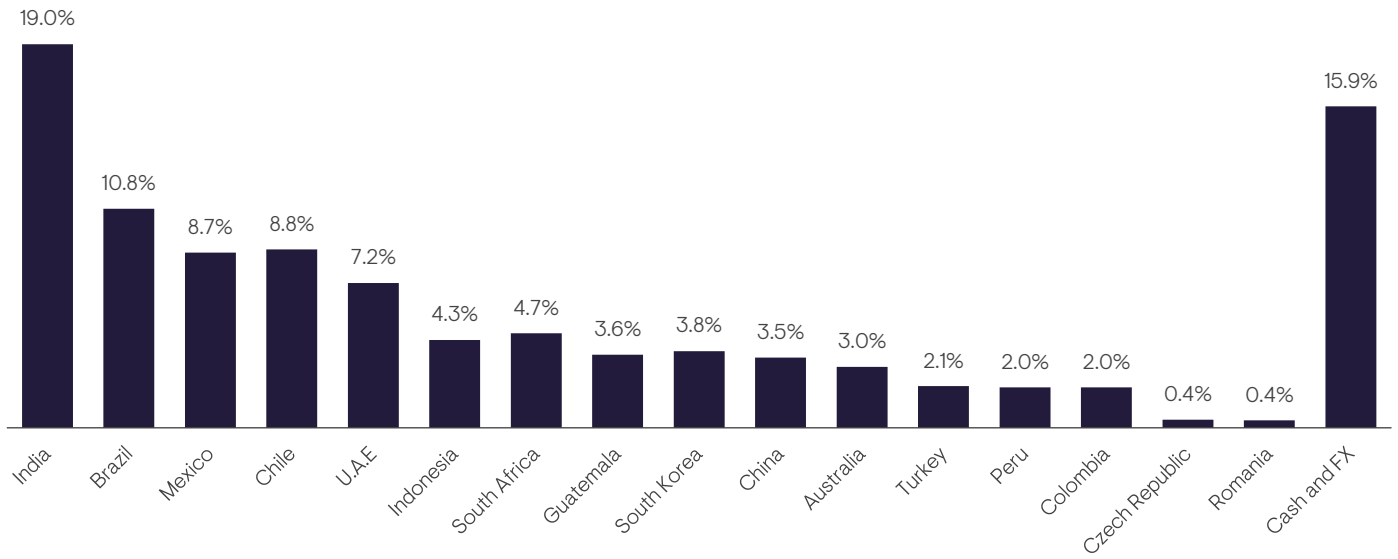
EM Corporate Credit	Infrastructure Finance
EM Sovereign Credit	Africa Private Credit
New York	Cape Town
London	Hong Kong

These internal parameters are subject to change not necessarily with prior notification.

For further information on investment process and investment team, please see the Important information section

## Portfolio characteristics

Investments in critical transition areas and diversified geographies



There is no guarantee the investment manager will be able to identify similar opportunities in future.

Source: Ninety One as at 31 December 2024.

The portfolio may change significantly over a short period of time.

## Investment team



**Matt Christ**  
Managing Principal  
Joined the firm in 2021  
Joined the industry in 2005



**Victoria Harling**  
Principal - Public  
Joined the firm in 2011  
Joined the industry in 1997



**Alan Siow**  
Principal - Public  
Joined the firm in 2019  
Joined the industry in 2004



**Nathaniel Micklem**  
Principal - Private  
Joined the firm in 2012  
Joined the industry in 2006



**Olivia Carballo**  
Principal - Infrastructure  
Joined the firm in 2016  
Joined the industry in 2003



**Martijn Proos**  
Principal - Infrastructure  
Joined the firm in 2016  
Joined the industry in 2002

## Why Ninety One for Emerging Market Transition Debt

- 1 EM is at the core of our business
- 2 Strategic commitment to funding and supporting a fair energy transition
- 3 Specialist credit skills and a differentiated approach to origination
- 4 Established public and private relationships across companies, counterparties, and originators

## Why Ninety One

Ninety One is a global investment manager with emerging market roots and a commitment to developing specialist investment teams organically. Our heritage and approach let us bring a different perspective to active and sustainable investing. As active and responsible investors, we manage our clients' money to meet their long-term financial objectives.

Our investment expertise spans the equity, fixed income, multi-asset and alternative asset classes. Our specialist investment teams invest actively across global, emerging and frontier markets.

Established in South Africa in 1991, as Investec Asset Management, we started offering domestic investments in an emerging market. In 2020, almost three decades of organic growth later, we demerged from Investec Group and became Ninety One.

The firm seeks to create profitable partnerships between clients, shareholders and employees. Our aim is to exceed our clients' and service expectations and to manage their money to the highest possible standard.

**General risks:** The value of investments, and any income generated from them, can fall as well as rise. Costs and charges will reduce the current and future value of investments. Past performance does not predict future returns. Investment objectives may not necessarily be achieved; losses may be made. Target returns are hypothetical returns and do not represent actual performance. Actual returns may differ significantly. Environmental, social or governance related risk events or factors, if they occur, could cause a negative impact on the value of investments.

**Specific Risks:** **Currency Exchange:** Changes in the relative values of different currencies may adversely affect the value of investments and any related income. **Default:** There is a risk that the issuers of fixed income investments (e.g. bonds) may not be able to meet interest payments nor repay the money they have borrowed. The worse the credit quality of the issuer, the greater the risk of default and therefore investment loss. **Derivatives:** The use of derivatives may increase overall risk by magnifying the effect of both gains and losses leading to large changes in value and potentially large financial loss. A counterparty to a derivative transaction may fail to meet its obligations which may also lead to a financial loss. **Emerging Market:** These markets carry a higher risk of financial loss than more developed markets as they may have less developed legal, political, economic or other systems. **Liquidity:** There may be insufficient buyers or sellers of particular investments giving rise to delays in trading and being able to make settlements, and/or large fluctuations in value. This may lead to larger financial losses than expected. **Sustainable Strategies:** Sustainable, impact or other sustainability-focused portfolios consider specific factors related to their strategies in assessing and selecting investments. As a result, they will exclude certain industries and companies that do not meet their criteria. This may result in their portfolios being substantially different from broader benchmarks or investment universes, which could in turn result in relative investment performance deviating significantly from the performance of the broader market. **Credit Risk:** Where the value of an investment depends on a party (which could be a company, government or other institution) fulfilling an obligation to pay, there exists a risk that the obligation will not be satisfied. This risk is greater the weaker the financial strength of the party. The Net Asset Value the portfolio could be affected by any actual or feared breach of the party's obligations, while the income of the portfolio would be affected only by an actual failure to pay, which is known as a default.

## Ninety One contact details

### Australia

Telephone: +612 9160 8400  
australia@ninetyone.com

### Europe and United Kingdom

Europe: +44 (0)20 7597 1999  
UK: +44 (0)20 7597 1800  
enquiries@ninetyone.com

### South Africa

Telephone: +27 (0)21 901 1000  
enquiries@ninetyone.com

### Botswana

Telephone: +267 318 0112  
botswanaclientservice@ninetyone.com

### Hong Kong

Telephone: +852 2861 6888  
hongkong@ninetyone.com

### Singapore

Telephone: +65 6653 5550  
singapore@ninetyone.com

### Channel Islands

Telephone: +44 (0)1481 710 404  
enquiries@ninetyone.com

### Namibia

Telephone: +264 (61) 389 500  
namibia@ninetyone.com

### United States

US Toll Free: +1 800 434 5623  
usa@ninetyone.com

### www.ninetyone.com

Telephone calls may be recorded for training, monitoring and regulatory purposes and to confirm investors' instructions

## Important information

This communication is for institutional investors and financial advisors only.

Although we believe any information obtained from external sources to be reliable, we have not independently verified it, and we cannot guarantee its accuracy or completeness (ESG-related data is still at an early stage with considerable variation in estimates and disclosure across companies. Double counting is inherent in all aggregate carbon data).

Ninety One's internal data may not be audited. Ninety One does not provide legal or tax advice. Prospective investors should consult their tax advisors before making tax-related investment decisions. Nothing herein should be construed as an offer to enter into any contract, investment advice, a recommendation of any kind, a solicitation of clients, or an offer to invest in any particular fund, product, investment vehicle or derivative. Investment involves risks.

Any decision to invest in strategies described herein should be made after reviewing the offering document and conducting such investigation as an investor deems necessary and consulting its own legal, accounting and tax advisors in order to make an independent determination of suitability and consequences of such an investment. This material does not purport to be a complete summary of all the risks associated with this Strategy. A description of risks associated with this Strategy can be found in the offering or other disclosure documents. Copies of such documents are available upon request.

In the US, this communication should only be read by institutional investors, professional financial advisers and their eligible clients, but must not be distributed to US persons apart from the aforementioned recipients.

THIS INVESTMENT IS NOT FOR SALE TO US PERSONS EXCEPT QUALIFIED PURCHASERS. Note that returns will be reduced by management fees and that investment advisory fees can be found in Form ADV Part 2A.

In Australia, this document is provided for general information only to wholesale clients (as defined in the Corporations Act 2001).

**This material is being sent to you in your capacity as professional investors, institutional investors and other qualified investors as defined by relevant local laws and regulations and strictly for your internal use only; and should not be reproduced or distributed to any other persons without prior written consent from Ninety One.**

If you are not an intended recipient you must ignore this material and take no action based on the information in it. In Hong Kong, it is

for professional investors only, issued by Ninety One Hong Kong Limited and has not been reviewed by the Securities and Futures Commission (SFC). In Singapore, it is for institutional investors only, issued by Ninety One Singapore Pte Limited (company registration number: 201220398M) and has not been reviewed by the Monetary Authority of Singapore. In the People's Republic of China (the "PRC"), it can be directed only at certain eligible PRC investors as prescribed by applicable PRC laws. In Taiwan, it is for professional institutional investors only. In Indonesia, Thailand, the Philippines and Brunei, it is for institutional investors and other qualified investors only. This material has been issued to you upon your request, without any marketing or solicitation activities conducted by Ninety One. All information contained in this material is factual information and does not reflect any opinion or judgment of Ninety One. The information contained in this material should not be construed as an offer, marketing, solicitation or investment advice with respect to any investment products or services. The website mentioned in this communication has not been reviewed or approved by any regulatory authority in any Asia jurisdictions, and may contain information with respect to investments products that may not be registered in some jurisdictions.

Ninety One Botswana (Pty) Ltd, Unit 5, Plot 64511, Fairgrounds, Gaborone, Botswana, is regulated by the Non-Bank Financial Institutions Regulatory Authority. In Namibia, Ninety One Namibia (Pty) Ltd is regulated by the Namibia Financial Institutions Supervisory Authority. In South Africa, Ninety One is an authorised financial services provider.

Except as otherwise authorised, this information may not be shown, copied, transmitted, or otherwise given to any third party without Ninety One's prior written consent. © 2025 Ninety One. All rights reserved. Issued by Ninety One, January 2025.

Additional information on our investment strategies can be provided on request.

### Investment Team

There is no assurance that the persons referenced herein will continue to be involved with investing assets for the Manager, or that other persons not identified herein will become involved at any time without notice. References to specific and periodic team meetings are not guaranteed to be held or fully attended due to reasonable priority driven circumstances and holidays.

### Targeted or projected performance returns

These are based on Manager's good faith estimate of the likelihood of the performance of

asset classes under current market conditions. There can be no assurances that any investment will generate such returns, that any client or investor will achieve comparable results or that the manager will be able to implement its investment strategy. Actual performance may be adversely affected by a variety of factors, beyond the manager's control, such as, political and socio-economic events, adverse changes in the interest rate environment, changes to investment expenses, and a lack of suitable investment opportunities. Accordingly, target returns and expected results may change over time and may differ from previous reports. Additional and supporting information is available upon request

### Investment Process

Any description or information regarding investment process is provided for illustrative purposes only, may not be fully indicative of any present or future investments and may be changed at the discretion of the manager without notice. References to specific investments, strategies or investment vehicles are for illustrative purposes only and should not be relied upon as a recommendation to purchase or sell such investments or to engage in any particular Strategy. Portfolio data is expected to change and there is no assurance that the actual portfolio will remain as described herein. There is no assurance that the investments presented will be available in the future at the levels presented, with the same characteristics or be available at all. Past performance is no guarantee of future results and has no bearing upon the ability of Manager to construct the illustrative portfolio and implement its investment strategy or investment objective.

### Specific Portfolio Names

References to particular investments or strategies are for illustrative purposes only and should not be seen as a buy, sell or hold recommendation. Such references are not a complete list and other positions, strategies, or vehicles may experience results which differ, perhaps materially, from those presented herein due to different investment objectives, guidelines or market conditions. The securities or investment products mentioned in this document may not have been registered in any jurisdiction. More information is available upon request.

### Indices

Indices are shown for illustrative purposes only, are unmanaged and do not take into account market conditions or the costs associated with investing. Further, the manager's strategy may deploy investment techniques and instruments not used to generate Index performance. For this reason, the performance of the manager and the Indices are not directly comparable.