



Investing for a world of change

All China Bond

A holistic approach to investing in Chinese fixed income

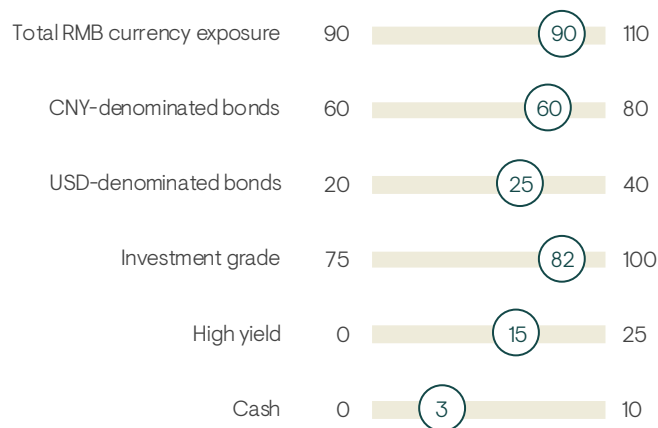
Portfolio Manager	Alan Siow
Strategy inception	December 2010
AUM	US\$ 55.1 million as at 30 September 2024
Investment objectives and features	
Return target	To outperform the performance comparison index ¹ (net of fees) over a full market cycle.
Investment opportunity	Aims to unlock relative-value opportunities in Chinese fixed income and provide access to the asset class's relatively high risk premia and yields.
Investment universe	Invests across the full universe of onshore CNY and offshore USD bonds, spanning the spectrum of rates, corporate credit and FX.
Investment approach	Bottom-up investment decision-making aims to harness the significant inefficiencies in this investment universe, ensuring the portfolio aligns with top-down risk allocation targets.

The role the strategy can play in portfolios

<p>Improved risk-return potential</p> <p>Differing and mainly domestic market drivers mean low correlations with major asset classes and significant diversification benefits</p>	<p>Quality yield with lower volatility</p> <p>Among major global bond markets, onshore CNY bonds typically have the highest yield and historically lower FX and bond price volatility</p>	<p>Lower duration investment grade</p> <p>Offshore USD bonds offer spread pick-up with lower duration risk. Onshore CNY bonds are a potential safe haven in stressed markets</p>	<p>Exposure to a growing alpha opportunity</p> <p>Seeks out relative-value opportunities across a segmented asset class that is increasing in breadth, depth and accessibility</p>
--	--	---	---

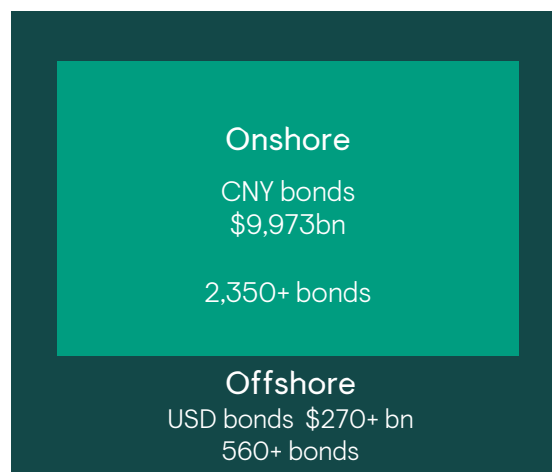
Portfolio positioning

Key metrics and statistics (%)



Holistic approach

All China, with onshore at the core

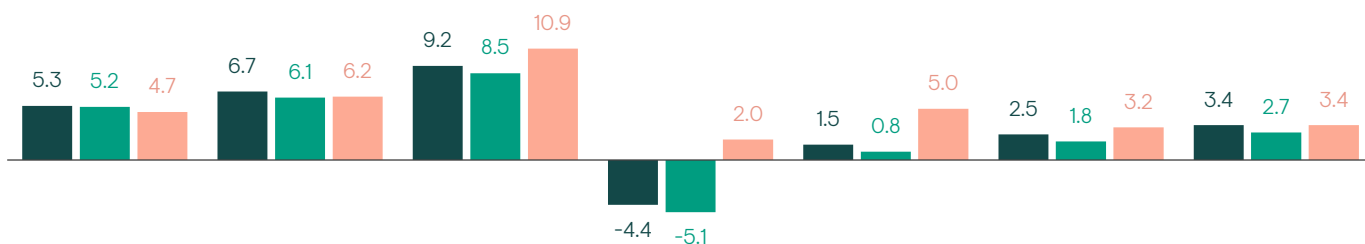


Source: Ninety One, 30 September 2024. The portfolio may change significantly over a short space of time. For further information on indices, please see the Important information section. ¹ Bloomberg Global Aggregate - Chinese Renminbi (iBoxx ALBI Offshore China pre 30/08/2019, HSBC OS RMB Overall pre 01/05/2016, CNHDR pre 01/01/2015).

This document is being provided for informational purposes for discussion with professional investors and financial advisors only. Circulation must be restricted accordingly. Nothing herein should be construed as an offer to enter into any contract, investment advice, a recommendation of any kind, a solicitation of clients, or an offer to invest in any particular strategy, product, investment vehicle or derivative.

Track record

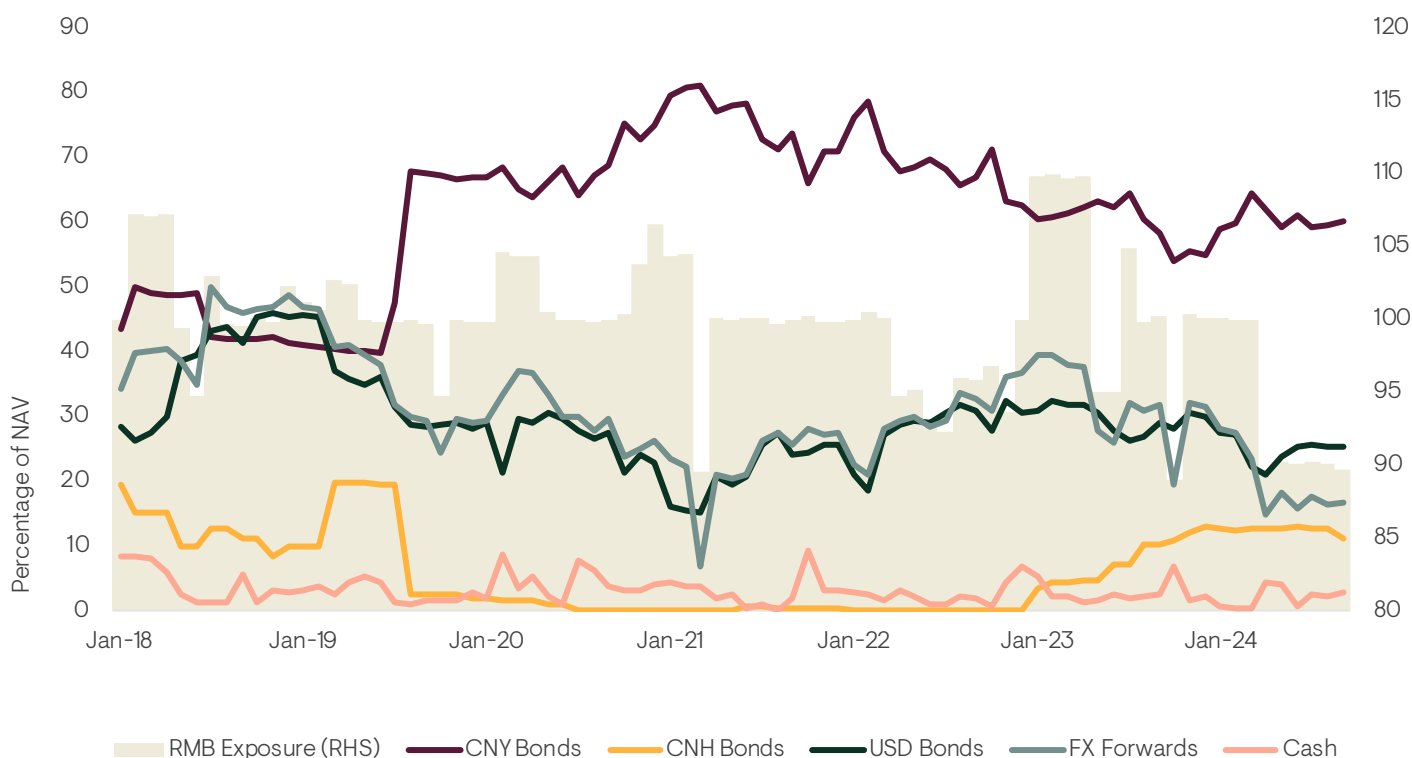
Annualised performance (%) since inception in USD



	3 months	YTD	1 year	3 years p.a.	5 years p.a.	10 years p.a.	Since inception p.a.				
		2014	2015	2016	2017	2018	2019	2020	2021	2022	2023
■ Gross composite return		4.2	-0.2	-0.3	16.1	-0.4	6.5	13.1	4.1	-12.5	-5.7
■ Net composite return		3.5	-0.9	-1.0	15.3	-1.1	5.8	12.3	3.4	-13.2	-6.4
■ Benchmark		0.3	-2.6	-1.5	11.0	-0.1	4.6	9.7	8.5	-5.2	2.6

Dynamic asset allocation across the entire investment universe

Considering the full opportunity set in a single portfolio, we aim for attractive yield and good credit quality



Past performance is not a reliable indicator of future results, losses may be made

Source: Ninety One as at 30 September 2024. Where performance is gross of fees, returns will be reduced by management fees and other expenses. Net performance is net of the highest institutional segregated portfolio management fee.

Both gross and net returns are in USD, shown net of all trading expenses. Income is reinvested.

Composite description: Mandates that invest primarily in renminbi-denominated fixed income assets and USD denominated bonds issued by companies that are highly linked to China's economy.

*Composite inception date: 1 January 2011 returns of less than one year are not annualised.

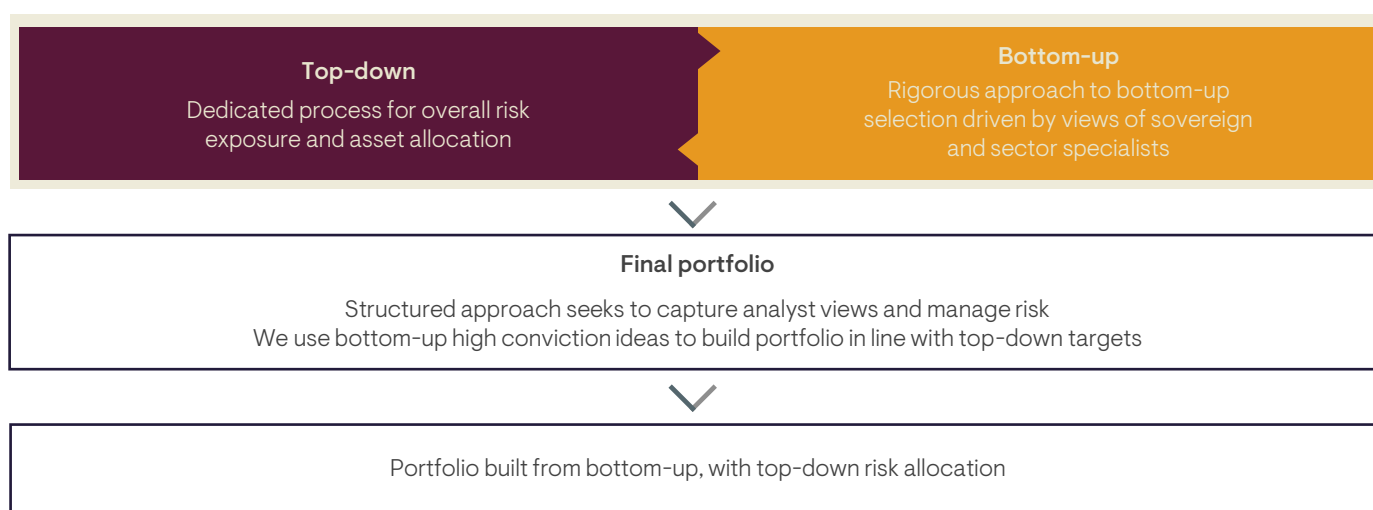
**Benchmark: Bloomberg Global Aggregate - Chinese Renminbi (iBoxx ALBI Offshore China pre 30/08/2019, HSBC OS RMB Overall pre 01/05/2016, CNHDR pre 01/01/2015). For further information on indices please see the Important Information section

Investment philosophy



Investment process

Combines complementary top-down and bottom-up components



All **high conviction trades** are considered:



Position sizes are based on **conviction, beta, liquidity, volatility**, jump to default and **suitability** for the portfolio

Positions are taken within the context of the top-down **sector and risk** targets

ESG integration

We define the factors we assess for E, S and G under five categories

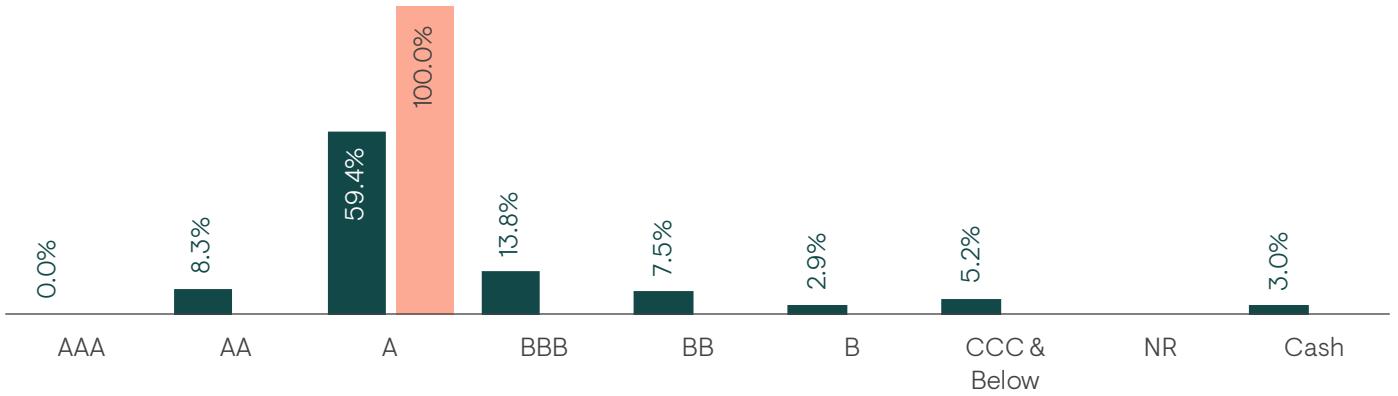
1. **Top down:** Which considers the material structural risk of the sector
2. **Policies:** company specific policies which we think demonstrate the strength of operational checks and balances to mitigate structural risks
3. **Impact:** evidence based metric that assesses the overall success of the company in achieving best in class
4. **Controversies:** highlights where a company has failed to deliver
5. **Adaptability:** assess how well a company has future proofed themselves for changing ESG trends, including opportunities to grow due to changing regulations

¹These internal parameters are subject to change not necessarily with prior notification. For further information on the investment process, please see the Important Information section

Portfolio characteristics

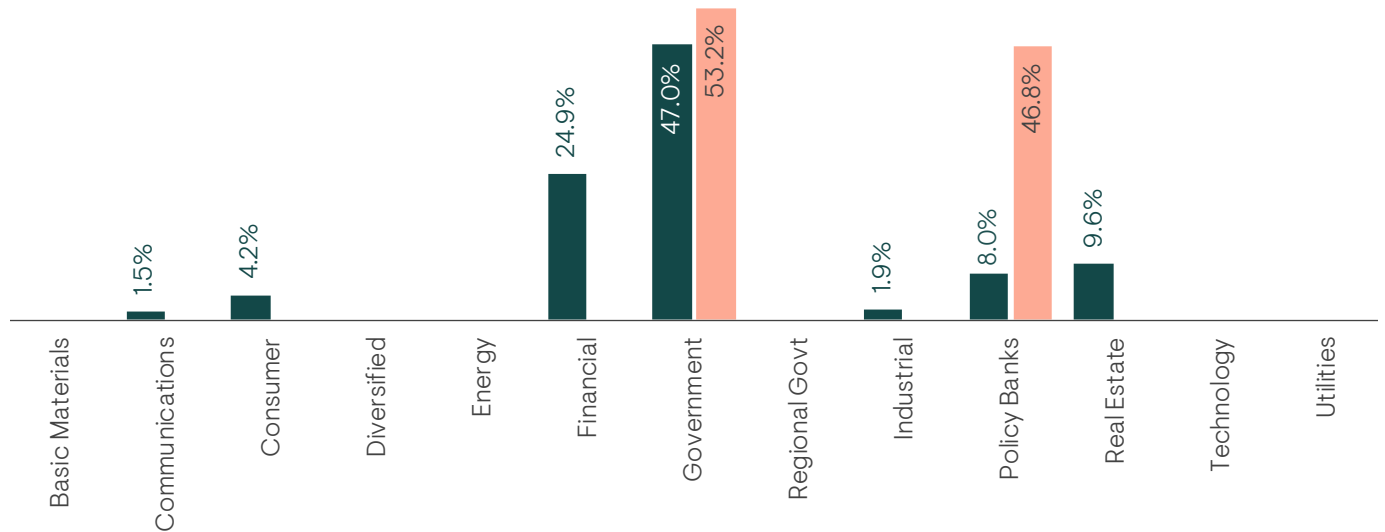
Credit ratings weightings

■ All China Bond ■ Bloomberg Global Aggregate - Chinese Renminbi Index



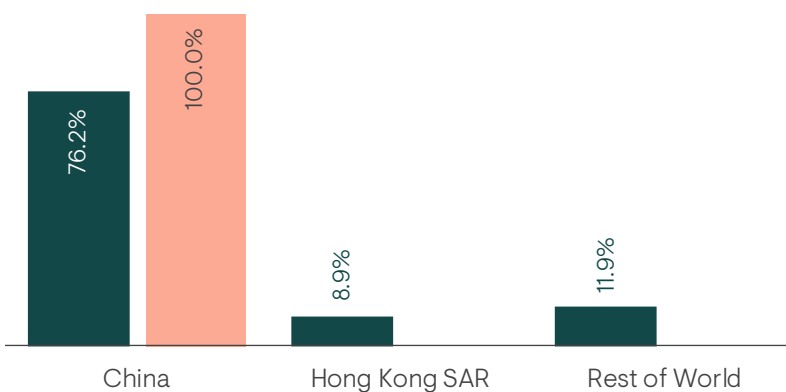
Sector weightings

■ MV% ■ Bloomberg Global Aggregate - Chinese Renminbi Index



Geographic weightings

■ MV% ■ Bloomberg Global Aggregate - Chinese Renminbi Index



- Portfolio duration of **6.5 years**
- Exposure to onshore renminbi bonds of **61%** via CIBM Direct, of which **2.7%** are Panda bonds
- Exposure to offshore US dollar bonds of **10%**
- Net RMB exposure of **90%**

Investment team



Alan Siow

Portfolio Manager

Joined the industry in 2004

The portfolio managers are supported by a specialist team with over 20 years' experience of investing across the spectrum of EMD from corporates to frontier currencies.

For further information on the investment team, please see the Important Information section.

Why Ninety One for All China Bond

1

An established platform and long history in emerging markets: over 20 years' experience in local and external bond markets; Involvement in other emerging asset classes gives us insight into what drives market returns

2

Specialist and highly motivated team: diverse and complementary skill set; experienced professionals based in Singapore, Hong Kong and London

3

Broad investment mandate that allows for active management: aims to unlock relative-value opportunities found in China's still developing bond markets.

Why Ninety One

Ninety One is a global investment manager with emerging market roots and a commitment to developing specialist investment teams organically. Our heritage and approach let us bring a different perspective to active and sustainable investing. As active and responsible investors, we manage our clients' money to meet their long-term financial objectives.

Our investment expertise spans the equity, fixed income, multi-asset and alternative asset classes. Our specialist investment teams invest actively across global, emerging and frontier markets.

Established in South Africa in 1991, as Investec Asset Management, we started offering domestic investments in an emerging market. In 2020, almost three decades of organic growth later, we demerged from Investec Group and became Ninety One.

The firm seeks to create profitable partnerships between clients, shareholders and employees. Our aim is to exceed our clients' and service expectations and to manage their money to the highest possible standard.

General risks: The value of investments, and any income generated from them, can fall as well as rise. Where charges are taken from capital, this may constrain future growth. Past performance is not a reliable indicator of future results. Investment objectives and performance targets are subject to change and may not necessarily be achieved, losses may be made. Target returns are hypothetical returns and do not represent actual performance. Actual returns may differ significantly. Environmental, social or governance related risk events or factors, if they occur, could cause a negative impact on the value of investments.

Specific Risks: Geographic / Sector: Investments may be primarily concentrated in specific countries, geographical regions and/or industry sectors. This may result in wider fluctuations in the value of the portfolio compared to more broadly invested portfolios. **Currency exchange:** Changes in the relative values of different currencies may adversely affect the value of investments and any related income. **Default:** There is a risk that the issuers of fixed income investments (e.g. bonds) may not be able to meet interest payments nor repay the money they have borrowed. The worse the credit quality of the issuer, the greater the risk of default and therefore investment loss. **Derivatives:** The use of derivatives may increase overall risk by magnifying the effect of both gains and losses leading to large changes in value and potentially large financial loss. A counterparty to a derivative transaction may fail to meet its obligations which may also lead to a financial loss. **Interest rate:** The value of fixed income investments (e.g. bonds) tends to decrease when interest rates rise. **Emerging market (inc. China):** These markets carry a higher risk of financial loss than more developed markets as they may have less developed legal, political, economic or other systems

Ninety One contact details

Australia

Telephone: +612 9160 8400
australia@ninetyone.com

Europe and United Kingdom

Europe: +44 (0)20 7597 1999
UK: +44 (0)20 7597 1800
enquiries@ninetyone.com

South Africa

Telephone: +27 (0)21 901 1000
enquiries@ninetyone.com

Botswana

Telephone: +267 318 0112
botswanaclientservice@ninetyone.com

Hong Kong

Telephone: +852 2861 6888
hongkong@ninetyone.com

Singapore

Telephone: +65 6653 5550
singapore@ninetyone.com

Channel Islands

Telephone: +44 (0)1481 710 404
enquiries@ninetyone.com

Namibia

Telephone: +264 (61) 389 500
namibia@ninetyone.com

United States

US Toll Free: +1 800 434 5623
usa@ninetyone.com

www.ninetyone.com

Telephone calls may be recorded for training, monitoring and regulatory purposes and to confirm investors' instructions

Important information

This communication is for institutional investors and financial advisors only.

Although we believe any information obtained from external sources to be reliable, we have not independently verified it, and we cannot guarantee its accuracy or completeness (ESG-related data is still at an early stage with considerable variation in estimates and disclosure across companies. Double counting is inherent in all aggregate carbon data).

Ninety One's internal data may not be audited. Ninety One does not provide legal or tax advice. Prospective investors should consult their tax advisors before making tax-related investment decisions. Nothing herein should be construed as an offer to enter into any contract, investment advice, a recommendation of any kind, a solicitation of clients, or an offer to invest in any particular fund, product, investment vehicle or derivative. Investment involves risks.

Any decision to invest in strategies described herein should be made after reviewing the offering document and conducting such investigation as an investor deems necessary and consulting its own legal, accounting and tax advisors in order to make an independent determination of suitability and consequences of such an investment. This material does not purport to be a complete summary of all the risks associated with this Strategy. A description of risks associated with this Strategy can be found in the offering or other disclosure documents. Copies of such documents are available upon request.

In the US, this communication should only be read by institutional investors, professional financial advisers and their eligible clients, but must not be distributed to US persons apart from the aforementioned recipients.

THIS INVESTMENT IS NOT FOR SALE TO US PERSONS EXCEPT QUALIFIED PURCHASERS. Note that returns will be reduced by management fees and that investment advisory fees can be found in Form ADV Part 2A.

In Australia, this document is provided for general information only to wholesale clients (as defined in the Corporations Act 2001).

This material is being sent to you in your capacity as professional investors, institutional investors and other qualified investors as defined by relevant local laws and regulations and strictly for your internal use only; and should not be reproduced or distributed to any other persons without prior written consent from Ninety One.

If you are not an intended recipient you must ignore this material and take no action based on the information in it. In Hong Kong, it is

for professional investors only, issued by Ninety One Hong Kong Limited and has not been reviewed by the Securities and Futures Commission (SFC). In Singapore, it is for institutional investors only, issued by Ninety One Singapore Pte Limited (company registration number: 201220398M) and has not been reviewed by the Monetary Authority of Singapore. In the People's Republic of China (the "PRC"), it can be directed only at certain eligible PRC investors as prescribed by applicable PRC laws. In Taiwan, it is for professional institutional investors only. In Indonesia, Thailand, the Philippines and Brunei, it is for institutional investors and other qualified investors only. This material has been issued to you upon your request, without any marketing or solicitation activities conducted by Ninety One. All information contained in this material is factual information and does not reflect any opinion or judgment of Ninety One. The information contained in this material should not be construed as an offer, marketing, solicitation or investment advice with respect to any investment products or services. The website mentioned in this communication has not been reviewed or approved by any regulatory authority in any Asia jurisdictions, and may contain information with respect to investments products that may not be registered in some jurisdictions.

Ninety One Botswana (Pty) Ltd, Unit 5, Plot 64511, Fairgrounds, Gaborone, Botswana, is regulated by the Non-Bank Financial Institutions Regulatory Authority. In Namibia, Ninety One Namibia (Pty) Ltd is regulated by the Namibia Financial Institutions Supervisory Authority. In South Africa, Ninety One is an authorised financial services provider.

Except as otherwise authorised, this information may not be shown, copied, transmitted, or otherwise given to any third party without Ninety One's prior written consent. © 2024 Ninety One. All rights reserved. Issued by Ninety One, November 2024.

Additional information on our investment strategies can be provided on request.

Investment Team

There is no assurance that the persons referenced herein will continue to be involved with investing assets for the Manager, or that other persons not identified herein will become involved at any time without notice. References to specific and periodic team meetings are not guaranteed to be held or fully attended due to reasonable priority driven circumstances and holidays.

Targeted or projected performance returns

These are based on Manager's good faith estimate of the likelihood of the performance of

asset classes under current market conditions. There can be no assurances that any investment will generate such returns, that any client or investor will achieve comparable results or that the manager will be able to implement its investment strategy. Actual performance may be adversely affected by a variety of factors, beyond the manager's control, such as, political and socio-economic events, adverse changes in the interest rate environment, changes to investment expenses, and a lack of suitable investment opportunities. Accordingly, target returns and expected results may change over time and may differ from previous reports. Additional and supporting information is available upon request

Investment Process

Any description or information regarding investment process is provided for illustrative purposes only, may not be fully indicative of any present or future investments and may be changed at the discretion of the manager without notice. References to specific investments, strategies or investment vehicles are for illustrative purposes only and should not be relied upon as a recommendation to purchase or sell such investments or to engage in any particular Strategy. Portfolio data is expected to change and there is no assurance that the actual portfolio will remain as described herein. There is no assurance that the investments presented will be available in the future at the levels presented, with the same characteristics or be available at all. Past performance is no guarantee of future results and has no bearing upon the ability of Manager to construct the illustrative portfolio and implement its investment strategy or investment objective.

Specific Portfolio Names

References to particular investments or strategies are for illustrative purposes only and should not be seen as a buy, sell or hold recommendation. Such references are not a complete list and other positions, strategies, or vehicles may experience results which differ, perhaps materially, from those presented herein due to different investment objectives, guidelines or market conditions. The securities or investment products mentioned in this document may not have been registered in any jurisdiction. More information is available upon request.

Indices

Indices are shown for illustrative purposes only, are unmanaged and do not take into account market conditions or the costs associated with investing. Further, the manager's strategy may deploy investment techniques and instruments not used to generate Index performance. For this reason, the performance of the manager and the Indices are not directly comparable.