



—  
Investing for a  
world of change

Ninety One Global Strategy Fund

# Global Franchise Fund

Seeking greater certainty in an  
uncertain world

## Fund highlights

- 1 Invests in **world-leading quality companies**, seeking the best combination of quality, growth and valuation
- 2 A **high-conviction, actively managed portfolio** built from our purist quality approach
- 3 By investing in quality companies, the Fund has delivered **attractive returns** over the economic cycle **with lower volatility**<sup>1,2</sup>

## Our purist approach to quality investing

- Focuses on Quality companies which can grow throughout the economic cycle
- The Fund focuses solely on what we believe to be attractively valued quality franchise companies with the following key attributes:



Competitive  
advantages




Dominant market  
positions in  
stable growing  
industries



Non-cyclical

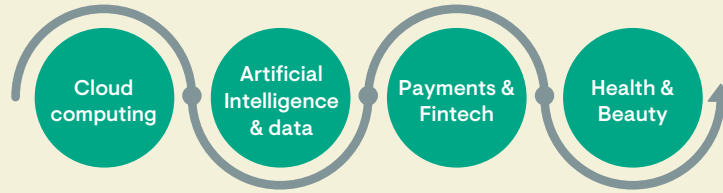


Financially sound



Sustainable  
cashflow

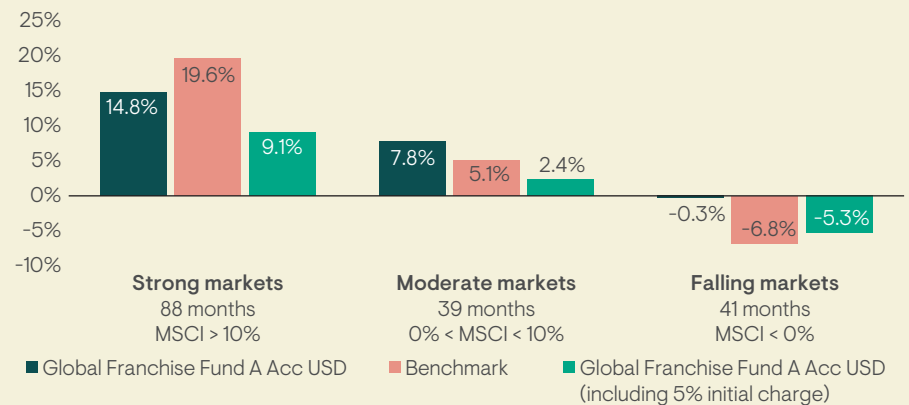
## Exposure to key long-term themes



## Proven track record of delivering attractive returns<sup>2</sup>

The Fund has provided a long track record of weathering various market conditions since inception

### Average rolling 12-month performance since inception



### Calendar year performance<sup>2</sup>

	YTD	2023	2022	2021	2020	2019
Global Franchise Fund A Acc USD	4.7%	18.3%	-19.4%	17.8%	15.3%	27.0%
Global Franchise Fund A Acc USD (including 5% initial charge)	-0.5%	12.4%	-23.4%	12.0%	9.5%	20.7%

<sup>1</sup> Investors should note that lower volatility does not necessarily mean lower risk. <sup>2</sup> Source: Morningstar, as at 30.06.24, based on A Acc USD share class. Performance is based on NAV to NAV (net of fees, excluding initial charges), gross income reinvested, in USD. Relative to the benchmark (MSCI AC World NR (MSCI World NR pre 01.10.11)) since the Fund inception (04.07.09). The benchmark may vary. As such the performances of the "composite" benchmark may consist of a combination of the old benchmark prior to the change and the current benchmark post the change.

**Disclaimers:** This material is for information and general circulation only. It does not have regard to the specific investment objectives, financial situation and particular needs of any specific person who may receive it. Past performance is not indicative of future performance. Please refer to the Fund's monthly factsheet or the company's website for details of fund's past performance and performance comparison. The value of the shares in the Fund and the income accruing to the shares, if any, may fall or rise. The Fund may use or invest in financial derivatives. The portfolio may change significantly over a short period of time. Any opinions stated are honestly held but are not guaranteed and should not be relied upon. It does not constitute investment advice, or an offer to sell, or a solicitation of an offer to buy any security, investment product or service. Potential investor should read the details of the Prospectus before deciding to subscribe for or purchase the Fund. Investment involves risk. Please refer to the Singapore Offering Documents (including the risk factors set out therein) and the relevant Product Highlights Sheet for details which are available at your bank and financial advisor. For more information, please contact your bank and financial advisor. Investors may wish to seek advice from a financial advisor before making a commitment to purchase shares of the Fund. In the event that an investor chooses not to seek advice from a financial advisor, he/she should consider carefully whether the Fund in question is suitable for him/her. Informational sources are considered reliable but you should conduct your own verification of information contained herein. In Singapore, this material has not been reviewed by the Monetary Authority of Singapore. Issued by Ninety One Singapore Pte Limited (Co. Reg. No. 201220398M).