

# Gilt Fund

'H' class units, ZAR

As at end April 2025



## Risk profile

### Lower risk

Potentially lower rewards

### Higher risk

Potentially higher rewards



## Key facts

Portfolio manager: Malcolm Charles, Peter Kent, Adam Furlan

Fund size: ZAR 11.0bn

Fund inception date: 01.01.85

H Inc ZAR class unit inception date: 01.04.13

Domicile: South Africa

Sector: ASISA SA Interest Bearing Variable Term

Benchmark: FTSE/JSE All Bond Index (ALBI)

'H' class unit dealing currency: ZAR

## Ninety One ESG Classification<sup>†</sup>:

ESG Integration

†Funds that practice active stewardship whilst considering ESG risks and opportunities. For further information, please see

[www.ninetyone.com/ESG-explained](http://www.ninetyone.com/ESG-explained)

Net historic yield: 9.59%

Net current yield: 11.17%

## 'H' class unit charges

Initial fund fee: 0.00%

Annual management fee: 0.60%

Total expense ratio (TER): 0.70%

Transaction cost (TC): 0.0%

Total investment charge (TIC): 0.70%

Fee rates are shown excluding VAT. TER, TC and TIC are shown including VAT.

## Other Information

Valuation: 16:00 (17:00 month-end) SA Time

Transaction cut-off: 16.00 SA Time (forward pricing)

Minimum investment: LISPs or

ZAR10,000,000

ISIN: ZAE000176038

## Fund Features

A specialist fixed-income fund offering actively-managed exposure to the South African bond market

Higher volatility than money market and traditional income funds

Managed in accordance with Regulation 28 of the Pension Funds Act 24 of 1956

## Objectives and investment policy summary

The Fund aims primarily to provide a total return (the combination of income and capital growth). The secondary aim is to maximise capital return

The Fund invests primarily in fixed income securities (contracts to repay borrowed money which typically pay interest at fixed times) with the potential for high returns on income and capital. This includes gilts (fixed income securities issued by governments), other interest bearing securities and cash

Other investments may include the units of other funds and derivatives (financial contracts whose value is linked to the price of an underlying asset)

## Annualised performance (%)

	Fund	Benchmark	Sector
1 Year	20.0	19.4	17.0
3 Years	10.7	10.7	9.2
5 Years	11.3	11.0	10.1
10 Years	8.8	8.5	7.6
20 Years	8.7	8.6	8.0
Since inception <sup>†</sup>	12.3	n/a	11.5

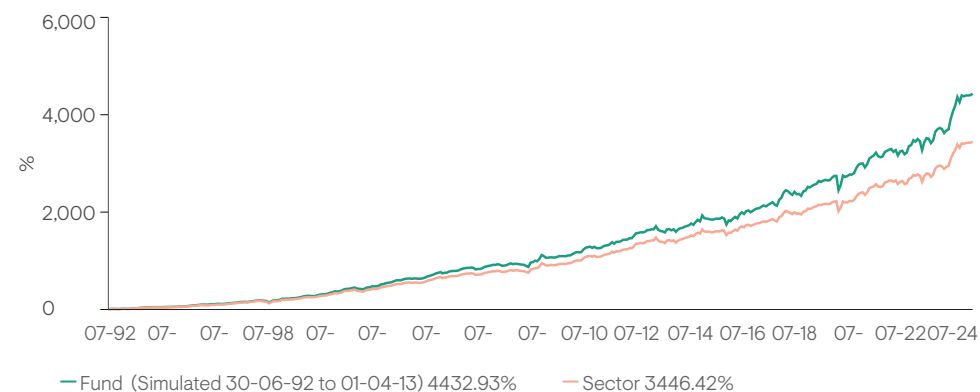
<sup>†</sup>Since Inception simulation date 30.06.92

## Fund statistics (%)

		Date*
Highest annualised return	38.2	31.08.99
Lowest annualised return	-5.1	31.01.16
Annualised volatility (%)	10.8	
Maximum drawdown (%)	-21.8	

\*12 month rolling performance figures

## Cumulative Performance



Source: © Morningstar, dates to 30.04.25, performance figures are calculated NAV-NAV, net of fees, in ZAR. The performance quoted for periods before the launch of H Class is based on older classes' performance, is adjusted for any fee differences and is for illustrative purposes only. Benchmark performance is not available from the class unit inception date and so Benchmark data is not shown. Fund performance is not available pre 30.06.92.

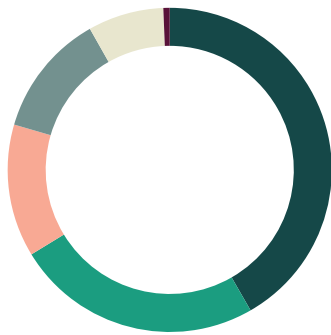
## Income distributions (cents per class unit)

Payment Date	Total
03 April 2024	4.78
03 January 2025	4.81
02 October 2024	4.75
02 July 2024	4.54

## Asset allocation (%)

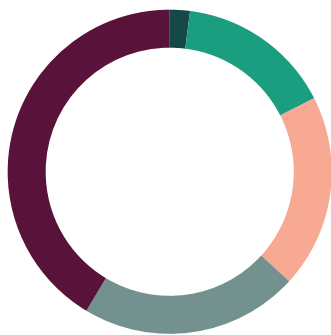
Local Assets	100.0
Bonds	135.6
Cash / Money Market	-35.6

## Security type (%)



Government Bonds	52.9
Derivatives	31.2
Floating Rate Notes	16.8
Corporate Bonds	15.6
Parastatals	9.6
Special Purpose Vehicles	0.8
Cash / Money Market / FX	-26.9

## Maturity profile (%)



0 - 1 year	2.0
1 - 3 years	15.5
3 - 7 years	19.3
7 - 12 years	21.8
12 years +	41.4

Duration contribution (years) 6.1

## Top Issuer exposure (%)

Republic of South Africa Government Bond	92.6
Eskom Holdings SOC Ltd	5.9
ABSA Bank Ltd	5.4
South African National Road Agency SOC Ltd	5.1
Standard Bank of South Africa Ltd	5.0
Total	114.0

## Specific Fund Risks

**Interest rate:** The value of fixed income investments (e.g. bonds) tends to decrease when interest rates rise.

## Glossary Summary

**Annualised performance:** Annualised performance is the average return per year over the period.

**Duration:** This is a measure of risk for funds which invest in bonds as it predicts the sensitivity of the value of a fund's portfolio given changes in interest rates. The higher the value the greater the volatility of the fund's performance resulting from changes to interest rates. The Modified duration is shown.

**Historic yield:** This yield reflects the amounts that have been distributed over the previous twelve months as a percentage of the Fund's net asset value per share for that period. It does not include any initial fund fee and investors may be subject to tax on distributions. The net yield is shown which is net of fees.

**Maximum drawdown:** The largest peak to trough decline during a specific period of an investment.

**NAV:** The Net Asset Value (NAV) represents the value of the assets of a fund less its liabilities.

**Risk profile:** A number on a scale of 1 to 7 based on how much the value of a fund has fluctuated over the past 5 years (or an estimate if the fund has a shorter track record). A rating of 1 represents the lower end of the risk scale with potentially lower rewards available whilst a rating of 7 reflects higher risk but potentially higher rewards.

**Total Expense Ratio:** TER includes the annual management fee, performance fee and administrative costs and includes VAT but excludes portfolio transaction costs (except in the case of an entry or exit charge paid by a fund when buying or selling units in another fund) expressed as a percentage of the average daily value of the Fund calculated over a rolling three year period (or since inception where applicable) and annualised to the most recently completed quarter. Where funds invest in the participatory interests of foreign collective investment schemes, these may levy additional charges which are included in the relevant TER. A higher TER does not necessarily

imply a poor return, nor does a low TER imply a good return. The current TER may not necessarily be an accurate indication of future TERs.

**Transaction cost:** Transaction costs are a necessary cost in administering the Fund and impacts returns. It should not be considered in isolation as returns may be impacted by many other factors over time including market returns, the type of financial product, the investment decisions of the investment manager and the TER. Calculations are based on actual data where possible and best estimates where actual data is not available. Transaction costs are inclusive of VAT.

**Total investment charge:** This is the sum of the TER and TC.

**Volatility:** The amount by which the performance of a fund fluctuates over a given period.

## Important information

All data as at 30.04.25. The most up to date fund details (e.g. name, overview, key facts etc) are reflected as at the date of publication. Any changes effective after publication will appear in the next update. All information provided is product related and is not intended to address the circumstances of any particular individual or entity. We are not acting and do not purport to act in any way as an advisor or in a fiduciary capacity. No one should act upon such information without appropriate professional advice after a thorough examination of a particular situation. Collective investment scheme funds (CISs) are generally medium to long term investments. Funds are traded at ruling prices and can engage in borrowing and scrip lending. The fund may borrow up to 10% of its market value to bridge insufficient liquidity. Unit trust prices are calculated on a net asset value basis, which is the total value of all assets in the fund including any income accruals less permissible deductions from the fund. A schedule of charges, fees and advisor fees is available on request from the Manager, Ninety One Fund Managers SA (RF) (Pty) Ltd which is registered under the Collective Investment Schemes Control Act. Additional advisor fees may be paid and if so, are subject to the relevant FAIS disclosure requirements. Performance shown is that of the fund and individual investor performance may differ as a result of initial fees, actual investment date, date of any subsequent reinvestment and any dividend withholding tax. This fund may be closed in order to be managed in accordance with the mandate. Fluctuations or movements in exchange rates may cause the value of underlying international investments to go up or down. Where the fund invests in the participatory interests of foreign collective investment schemes, these may levy additional charges which are included in the relevant TER. Fund prices are published each business day at [www.ninetyone.com](http://www.ninetyone.com) and in select media publications. The Manager outsources its portfolio management to Ninety One SA (Pty) Ltd ('Ninety One SA'), an authorised financial services provider and a member of the Association for Savings and Investment SA (ASISA). This factsheet is the copyright of Ninety One and its contents may not be re-used without Ninety One's prior permission. Any additional information on the fund including application forms, fees and reports can be obtained, free of charge at [www.ninetyone.com](http://www.ninetyone.com). Issued: 13.05.2025

## Contact us

Ninety One Fund Managers SA (RF) (Pty) Ltd  
 Telephone: 0860 500 900  
 Email: [utclientservicessa@ninetyone.com](mailto:utclientservicessa@ninetyone.com)  
 Scheme Trustee: RMB  
 3 Merchant Place  
 Ground Floor  
 Cnr Fredman and Gwen Streets  
 Johannesburg  
 Telephone: (011) 301 6335